

**CROWN**

# PRODUCTS & SERVICES



# Ideas That Advance

At Crown, our commitment to innovation means we continually look for ways to advance the design, manufacture and support of material handling solutions that provide excellent performance.

We promise our customers the premium experience that comes through:

- Crown's dedicated, global material handling team
- A wide range of lift trucks that are safe, efficient and ergonomic
- Advanced technology integrated within our lift trucks and beyond
- Comprehensive support for improved total cost of ownership

Visit [crown.com](http://crown.com)

For the complete product line





### /// Proven Trucks

- Lift trucks ideal for nearly any job
- Performance in the warehouse and beyond
- A forklift design leader recognised with more than 100 global awards

### /// Advanced Technology

- Consistent technology across all Crown lift trucks
- Integrated, real-time data to drive performance
- Management dashboards and detailed reporting

### /// Dedicated Professionals

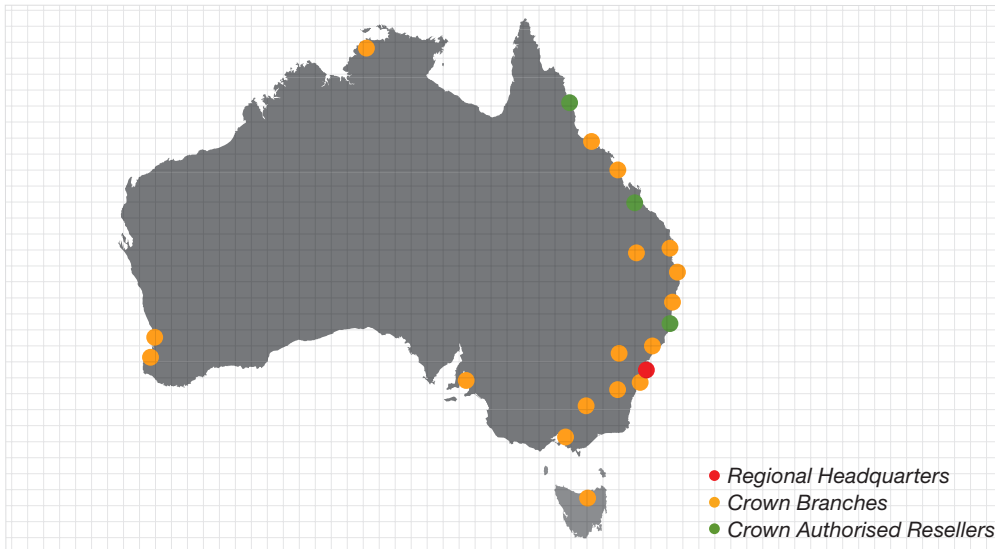
- Global, highly trained sales force
- Material handling technology expertise
- Dependable, capable support for critical logistics decisions

### /// Complete Support

- Integrity Parts and Service System™
- End-to-end support for remarkable ROI
- Incredibly low total cost of ownership

# Local Presence

Crown does more than just manufacture great lift trucks. We collaborate on a global scale while forging partnerships with our customers on a local level that are dedicated to optimising safety, increasing productivity and improving your bottom line. From training programs to local dealer support and maintenance plans, Crown offers reliable, responsive support, tailored to your needs.



**18**  
Crown Branch Locations

**3**  
Authorised Resellers

Crown solutions are available through an extensive retail network that provides sales and service in locations throughout Australia.

**Crown's regional headquarters** throughout the globe help ensure that the unique regulations and requirements of each local market are met while maintaining a globally consistent customer experience, no matter your location.



**Crown's extensive network** of field service technicians is supported by millions of parts to ensure an outstanding first-time fix rate designed to keep our customers' operations running.



# Global Strength

Crown is one of the world's leading lift truck manufacturers, and supports customers in 84 countries through five regional headquarters. Distinguished by innovative product design and a collaborative approach to customer service, our knowledge of material handling practices and restrictions enables us to provide customers with outstanding solutions, locally and globally. From design to delivery and beyond, you can expect exceptional value from Crown.



**\$3.48** Billion (USD) Annual Revenues in FY2018\*



**5** Regional Headquarters Across Four Continents



**16,100** Employees



**19** Manufacturing Plants in 11 Locations Worldwide



**500+** Global Sales and Service Locations



Our extensive sales, distribution and service network is anchored by hundreds of retail locations throughout the world, focused on building local relationships that ensure a consistent customer experience no matter the customer size or location.

\*Source: dhf Intralogistik 2017-18 World Ranking for Industrial Trucks Report





# Innovation Begins with the Lift Truck

Crown's technology innovations begin within the lift truck and extend far beyond. Integrating our Access 1 2 3™ operating system with InfoLink™ and the Crown Insite™ Productivity Suite delivers technology-enabled solutions for:

- Improved lift truck and operator performance
- Support for customers moving toward warehouse automation
- Use of valuable truck, operator and operational analytics for better management and control

## Access123™

### Increase Fleet Efficiency

- Significantly contributes to fleet uptime by providing operators and technicians with a fast, easy and consistent approach to diagnostics and service
- Increases technician proficiency to help reduce service time and costs across all Access 1 2 3-equipped lift trucks

## InfoLink™

### Improve Truck and Operator Performance

- Lift truck connectivity puts the power of accurate, on-demand operator and fleet management metrics at your fingertips
- Helps monitor and manage performance factors that have a great effect on your operation's bottom line
- Enables quick exploration and analysis of issues
- Helps to establish performance benchmarks via interactive dashboards
- Encourages improved safety and compliance, increased productivity, and reduced cost

## Move Toward Warehouse Automation

As your business changes, you want to have a lift truck that is ready to evolve with you, enabling further productivity and safety solutions. Several Crown lift trucks feature solutions that help improve your operations without the high investment in full automation. The benefits may include:

- Increased productivity
- Increased pick accuracy
- Improved safety
- Reduced operator fatigue



For low-level order picking applications, the **QuickPick™ Remote System** uses wireless technology to remotely advance the truck. By reducing the number of times the operator gets on and off the truck, QuickPick Remote helps promote safety, reduces operator fatigue and boosts productivity, saving several seconds per pick.




**Auto Positioning System**, available on TSP models, increases consistency and pick accuracy in very narrow aisle applications, boosting productivity by taking a more effective route to the next pick position. Includes Auto Fence.



**Auto Fence**, available on TSP models, helps promote safety by automatically slowing travel speed, stopping or limiting truck height within the VNA (very narrow aisle) based on the location of the truck.

# Lift Trucks for Your Application

Crown lift trucks support a wide range of demanding applications in warehouse, manufacturing and distribution.



### Dock Work

Manoeuvrability is key in exacting dock work. That's why Crown lift trucks are designed to make tight turns and give operators precise control.



### Order Picking

Speed and ease are paramount in demanding order picking situations. Crown lift trucks are designed to expedite each task and get more work done.



### Transport

Speed and durability go full force for applications that require transport of loads within the warehouse or in preparation for movement outside the warehouse.



### Rack Storage

Crown lift trucks support rack storage applications with precise operator controls to help ensure fast, easy and safe inventory movements.



### Narrow Aisle

Crown's leadership in narrow aisle applications means customers can count on lift trucks that make the most of every inch.




### Very Narrow Aisle

Tight aisles and soaring heights are no threats to Crown lift trucks. We have years of experience supporting efficient operations.



### Bulk Storage

Big, heavy loads rely on the strength of Crown lift trucks. Operators rely on the exceptional precision and control provided by Crown's Intrinsic Stability System™.



### Outdoor

Crown's IC trucks are designed to perform indoors and outdoors. Built to withstand tough environments, Crown's IC trucks won't let you down.





# Lift Truck Selector Guide

Model	Dock Work	Order Picking	Transport	Rack Storage	Narrow Aisle	Very Narrow Aisle	Bulk Storage	Outdoor
<b>Counterbalance Trucks - Electric</b>								
RC Series	■		■	■			■	
SC Series	■		■	■			■	■
FC Series	■		■	■			■	
<b>Counterbalance Trucks - Gas / Diesel</b>								
C-5 Series	■		■	■			■	■
C-G Series			■	■			■	
C-D Series	■		■	■			■	■
<b>Reach Trucks</b>								
RM/RMD Series			■	■	■		■	
RR/RD Series			■	■	■		■	
ESR Series	■		■	■	■		■	
<b>Very Narrow Aisle Trucks</b>								
TSP Series		■		■		■		
<b>Order Pickers</b>								
SP Series		■			■	■		
MPC Series	■	■	■	■			■	
GPC Series		■	■					
WAV Series		■				■		
<b>Stackers</b>								
ST/SX Series				■	■		■	
SH Series				■	■		■	
SHR Series				■			■	
ES Series				■			■	
WB Series	■			■			■	
B/M Series				■	■		■	
<b>Pallet Trucks</b>								
PTH Series	■							
WP Series	■						■	
PW Series	■						■	
PE Series	■	■	■				■	
PC Series	■	■	■					
PR Series	■		■				■	
RT Series	■		■					
QuickPick Remote	■	■	■					
<b>Tow Tractors</b>								
TR Series		■	■					

# Electric Counterbalance Forklifts

Counterbalance forklifts are designed to handle a wide variety of material handling tasks and can be customised with a range of load-handling attachments. No matter which Crown counterbalance forklift is selected, customers experience strength and durability for the long run.

## FlexRide Adjustable Floorboard

This feature offers improved shock and vibration protection compared to a conventional floorboard and also includes a weight adjustment feature to fit operators of different sizes.



Available on RC 5500 Series

## Confidence Built-in

Crown's **Intrinsic Stability System** proactively monitors and communicates real-time information to support truck safety and reliability. Paired with the Crown-built AC motors and planetary drive units, it creates a powerful combination that boosts operator confidence with every move.





**RC 5500 Series**

Tyre: Cushion  
Power: Electric 36V  
Load Capacity: 1360 to 1800 kg  
Lift Height: 3910 to 7010 mm



**SC 5200 Series**

Tyre: Cushion and Pneumatic (Super Elastic)  
Power: Electric 36/48V  
Load Capacity: 1360 to 1800 kg  
Lift Height: 2895 to 7010 mm



**FC 5200 Series**

Tyre: Cushion  
Power: Electric 36/48V  
Load Capacity: 2000 to 3000 kg  
Lift Height: 3200 to 7925 mm



**SC 6000 Series**

Tyre: Pneumatic (Super Elastic)  
Power: Electric 48V  
Load Capacity: 1300 to 2000 kg  
Lift Height: 2895 to 7490 mm

# IC Counterbalance Forklifts

Crown offers internal combustion (IC) lift trucks that produce real uptime and lower total costs -- even in tough application environments. Available with weight capacities from 1500 to 25,000 kilograms, Crown has an IC forklift available for a wide variety of indoor and outdoor applications.



## Rugged Steering Axle

Large steering spindles equipped with kingpin and sealed taper roller bearings absorb impacts and keep moving parts free of contamination. A thick welded steel axle beam offers strength and durability.



## Industrial Power Trains

Crown internal combustion forklifts feature efficient industrial engines with cast iron cylinder heads and blocks that meet all current emission standards. Rugged drive axles and transmissions deliver power and longevity.



## Industrial Brakes

C-5 Series' Power Brake System and the C-G/C-D Series wet disk brakes deliver durability and performance advantages that virtually eliminate brake maintenance.



## Adjustable Full Suspension Seat

C-D Series' adjustable full suspension seat offers all-day comfort and is adjustable for a wide range of operators.





**C-5 Series, Cushion Tyre LPG Forklift**

Tyre: Cushion  
Power: Internal Combustion - LPG  
Load Capacity: 2000 to 3000 kg  
Lift Height: 3200 to 7470 mm



**C-5 Series, Super-Elastic Tyre LPG Forklift**

Tyre: Super Elastic  
Power: Internal Combustion - LPG  
Load Capacity: 2000 to 3000 kg  
Lift Height: 3200 to 7470 mm



**C-G Series, 15-20G**  
Tyre: Cushion, Pneumatic  
Power: Internal Combustion - Diesel  
Load Capacity: 1500 to 2000 kg  
Lift Height: 2035 to 6000 mm



**C-G Series, 20-30 GX Plus**  
Tyre: Cushion, Pneumatic  
Power: Internal Combustion - LPG  
Load Capacity: 2000 to 3500 kg  
Lift Height: 2030 to 5990 mm



**C-G Series, 20-35**  
Tyre: Cushion, Pneumatic  
Power: Internal Combustion - Diesel  
Load Capacity: 2000 to 3500 kg  
Lift Height: 1575 to 6010 mm



**C-G Series, 35-55G**  
Tyre: Cushion, Pneumatic  
Power: Internal Combustion - LPG  
Load Capacity: 3500 to 5500 kg  
Lift Height: 1800 to 6500 mm



**C-G Series, 50-70G**  
Tyre: Cushion, Pneumatic  
Power: Internal Combustion - Diesel  
Load Capacity: 5000 to 7000 kg  
Lift Height: 2495 to 6050 mm



**C-D Series, 15-20D**

Tyre: Cushion, Pneumatic  
Power: Internal Combustion - Diesel  
Load Capacity: 850 to 2000 kg  
Lift Height: 2035 to 6000 mm



**C-D Series, 20-30 GX Plus**

Tyre: Pneumatic  
Power: Internal Combustion - LPG  
Load Capacity: 875 to 3500 kg  
Lift Height: 2030 to 5900 mm



**C-D Series, 20-35D**

Tyre: Pneumatic  
Power: Internal Combustion - Diesel  
Load Capacity: 2000 to 3500 kg  
Lift Height: 1575 to 6010 mm



**C-D Series, 35-90D**

Tyre: Pneumatic  
Power: Internal Combustion - LPG  
Load Capacity: 3500 to 9000 kg  
Lift Height: 2495 to 6500 mm



**C-D Series, 110-250D**

Tyre: Pneumatic  
Power: Internal Combustion - Diesel  
Load Capacity: 1100 to 25000 kg  
Lift Height: 2965 to 6000 mm

# Reach Trucks

Rider Reach Trucks are generally used in narrow aisle applications where storage density and material handling productivity requirements are high.

## Monolift™ Mast

This innovative mast design offers excellent rigidity—all the way to 1280 centimetres—and substantially greater load capacity at height.



## Xpress™ Lower

The optional Xpress Lower feature increases lower speeds so the operator spends less time waiting for the load to lower and more time moving pallets.



## Traction Control

OnTrac™ Anti-Slip Traction Control reduces tyre spin and improves control.



## Regenerative Lower

The RM 6000 Series carefully uses energy and gives it back as the mast is lowered—extending battery life.







**RM 6000 Series**  
 MonoLift™ Mast Reach Truck  
 Load Capacity: 2000 kg  
 Lift Height: 4875 to 10160 mm



**RM 6000S Series**  
 MonoLift Mast Reach Truck  
 Load Capacity: 2000 kg  
 Lift Height: 4875 to 12825 mm

**RMD 6000 Series**  
 MonoLift Mast Deep Reach  
 Load Capacity: 1450 kg  
 Lift Height: 4875 to 10160 mm

**RMD 6000S Series**  
 MonoLift Mast Deep Reach  
 Load Capacity: 1450 kg  
 Lift Height: 4875 to 12825 mm



**RR 5700 Series**  
 Single Reach Truck  
 Load Capacity: 1600 to 2000 kg  
 Lift Height: 5025 to 10160 mm



**RR 5700S Series**  
 Sit-Down Single Reach Truck  
 Load Capacity: 2000 kg  
 Lift Height: 5025 to 11225 mm

**RD 5700 Series**  
 Deep Reach  
 Load Capacity: 1450 kg  
 Lift Height: 5025 to 10160 mm

**RD 5700S Series**  
 Deep Reach  
 Load Capacity: 1450 kg  
 Lift Height: 5025 to 11225 mm



**ESR 5200 Series**  
 Moving-Mast Reach Truck  
 Load Capacity: 1400 to 2000 kg  
 Lift Height: 2760 to 13000 mm

# Very Narrow Aisle Trucks

Very Narrow Aisle Trucks are used in very narrow aisle applications, such as order picking and stock replenishment, where the operator must be elevated to perform the task.

## MoveControl™ Seat

Comfortable and confident operators are more productive. The Crown MoveControl Seat positions the operator for the right task.



## Top Battery Access

Ergonomic easy-top battery access eliminates the difficulty of removing batteries to perform routine maintenance.



## Visibility

Clear vision is the foundation of operator confidence. With a large viewing window, the Crown SP Series helps operators be more productive.



## The Wave™ Work Assist Vehicle™

Customers benefit from the Wave Work Assist Vehicle's ability to smoothly move up and down while traveling for better, faster order picking and put-away.



# Order Pickers

Crown can optimise your order-picking process—both on the ground and at high elevations. Excellent driving performance, stability and industry-leading ergonomics allow operators to work productively and confidently.



**TSP 6500 Series (shown)**  
Turret Stockpicker  
Load Capacity: 1500 kg  
Lift Height: 4900 to 13485 mm

- Available with:**
- Auto Fence
  - Auto Positioning System

**TSP 7000 Series**  
Turret Stockpicker  
Load Capacity: 1500 kg  
Lift Height: 4900 to 17145 mm

- Available with:**
- Auto Fence
  - Auto Positioning System



**SP 4000 Series**  
Stockpicker  
Load Capacity: 1360 kg  
Lift Height: 3450 to 9295 mm



**SP 3580F Series**  
Platform and Cart Handler  
Load Capacity: 675 kg  
Lift Height: 5330 to 9295 mm



**SP 3500**  
Stockpicker with Lifting Forks  
Load Capacity: 1000 kg  
Lift Height: 4215 to 9600 mm



**WAV 60 Series**  
Work Assist Vehicle  
Load Capacity: 135 kg operator,  
90 kg load tray, 115 kg load deck  
Platform Lift Height: 2995 mm

# Stackers

Stackers are used in applications where loads can be stored above floor level and when shorter travel distances are the norm.



## X10™ Handle

Crown's X-10 Control Handle provides easy access to 10 control and safety features within reach throughout the work cycle.



## Exceptional Visibility

The sloped, low-profile power unit cover, centre-mounted handle and clear mast design provide operators an exceptional all-around view.





**ST 3000 Series**  
Walkie Straddle Stacker  
Load Capacity: 1200 kg  
Lift Height: 2400 to 4250 mm



**SX 3000 Series**  
Walkie Straddle Stacker  
Load Capacity: 1350 kg  
Lift Height: 2400 to 4250 mm



**SH 5500 Series**  
Heavy-Duty Walkie Straddle Stacker  
Load Capacity: 1800 kg  
Lift Height: 3240 to 4880 mm



**SHR 5500 Series**  
Heavy-Duty Walkie Reach Stacker  
Load Capacity: 1130 & 1600 kg  
Lift Height: 3240 to 4880 mm



**ES / ESi 4000 Series**  
Fork Over Stacker  
Load Capacity: 1200 & 1600 kg  
Lift Height: 2440 to 5400 mm



**ET / ETi Series**  
Fork Over Stacker  
Load Capacity: 1200 & 1600 kg  
Lift Height: 2440 to 5400 mm



**M Series**  
Intermediate-Duty Walkie Stacker  
Load Capacity: 905kg  
Lift Height: 1700 mm



**DT Series**  
Double Stacker  
Load Capacity: 2000 kg  
Lift Height: 2600 mm



**DT Series**  
Double Stacker with  
Folding Platform  
Load Capacity: 2000 kg  
Lift Height: 2600 mm



**DT Series**  
Double Stacker with  
Fixed Platform Side Entry  
Load Capacity: 2000 kg  
Lift Height: 1670 mm



**B Series**  
Intermediate-Duty Walkie Stacker  
Load Capacity: 907 kg  
Lift Height: 67 mm



**B Series**  
Intermediate-Duty Walkie Stacker  
Load Capacity: 907 kg  
Lift Height: 64 to 110 mm



**WF 3000 Series**  
Fork Over Stacker  
Load Capacity: 1000 & 1200 kg  
Lift Height: 1550 to 4400 mm





**DT Series**

Double Stacker with  
Fixed Platform Rear Entry  
Load Capacity: 2000 kg  
Lift Height: 1670 mm



# Pallet Trucks

Pallet trucks are used in a wide range of floor-level applications. They provide a reliable, economical material handling solution.




## Rugged and Powerful

A Crown-designed and -built drive unit has a powerful AC drive motor, robust in-line spur gears, and is top-and-bottom-mounted to provide power and durability.



## Guaranteed Durability

A heavy-duty undercarriage and power unit provide the rugged durability customers demand.







**PTH 50 Series**  
Hand Pallet Truck  
Load Capacity: 2300 kg



Manual Shown

**PTH 50S Manual Scissor Lift**  
**PTH 50PS Powered Scissor Lift**  
Hand Pallet Truck  
Load Capacity: 1000 kg  
Lift Height: 800 mm



**WP 3000 Series**  
Walkie Pallet Truck  
Load Capacity: 2000 kg



**WT 3000 Series**  
Walkie Pallet Truck  
Load Capacity: 2000 & 2500 kg



**PE 4000/4500 Series**  
End-Control Pallet Truck  
Load Capacity: 2700 to 3600 kg  
Forks: Double and triple lengths available  
Power steering available



**RT 4000 Series**  
Rider Pallet Truck  
Load Capacity: 2000 kg  
Forks: Double length available



**PC 4500 Series**  
Center-Control Pallet Truck  
Load Capacity: 2700 to 3600 kg  
Forks: Double and triple lengths available



**GPC 3000 Series**  
Low Level Order Picker  
Load Capacity: 2000 to 2700 kg  
Forks: Available only in double length  
Platform Lift Available

**Available with:**  
• QuickPick Remote System

**Available with:**  
• QuickPick Remote System

# Tow Tractors

Innovative technology and heavy-duty construction are the cornerstones of Crown's tow tractors, offering proven pulling power and control for manufacturing, warehouse and distribution center applications.



**TR 4500 Series**  
Tow Tractor  
Rolling Load Capacity: 4500 kg



**TC 3000 Series**  
Tow Tractor  
Rolling Load Capacity: 3000 kg

**Available with:**  
• QuickPick Remote System

# Work Assist™ Options and Accessories

Crown's wide selection of options and accessories are designed to enhance operator productivity and comfort for unique applications and workplace environments. These rugged tools can be easily combined and positioned in the location well suited to the application and the user.





**Pad Clips / Scanner Hooks**



**Vertical Shrink Wrap Holders**



**Cup Holders**



**Fans and Lights**



**Accessory Mountings**



**Accessory Clamps / Mountings**



**Scanner Hooks**



**Trash Bin**



**Storage Bin**



**Camera Monitor**



**Storage and Shrink Wrap Trays**

# Integrity Parts and Service System

Crown's Integrity Parts and Service System is built on a system of performance to support a low total cost of ownership. This system is characterised by parts availability, factory support and trained technicians. Crown provides the resources and expertise to help maintain the performance and value of its lift trucks for the long haul.



## V-Force™ Battery and Charger Options

A full line of battery and charger options and support is available through Crown's branch network.



The integration of parts and service enables Crown to rapidly provide—and replace—parts and maintenance solutions that translate to uptime, all the time.



**Crown Integrity Parts System™**

The value of the Crown Integrity Parts System becomes apparent with each Crown lift truck—longer parts life, less downtime, easier and faster part replacement, lower labor costs, a longer life and higher performance.

Trust a respected lift truck manufacturer over a look-alike parts supplier to provide a long-term performance advantage for your lift trucks.



**Crown Integrity Service System**

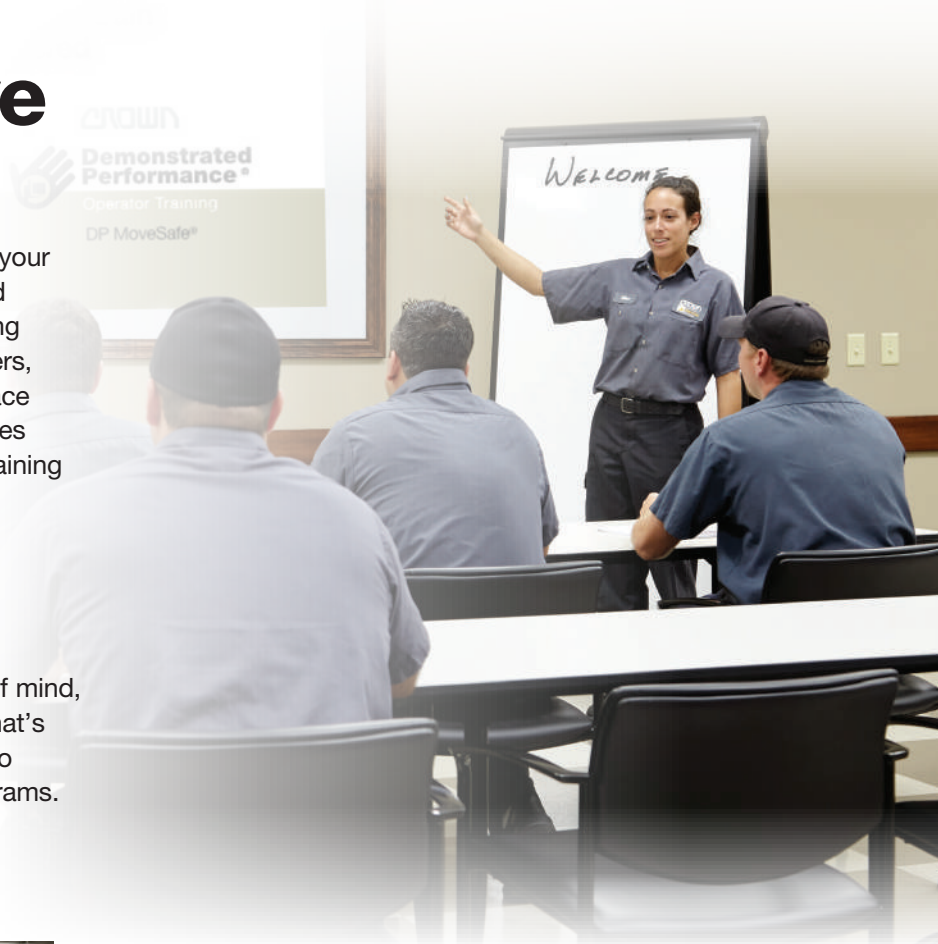
Crown has made substantial investments in engineering, technology and our people to provide expert assistance from our customer call center representatives, as well as excellent service support, warranty coverage and reliable parts.

# Comprehensive Training

Learn from the experts. Crown can help you in your effort to provide a safe and productive powered industrial lift truck work environment with training products and services for your operators, trainers, supervisors, technicians and even your workplace pedestrians. Available through our retail branches located throughout Australia, Crown's forklift training programs can help you promote performance, encourage safety and reduce your total cost of ownership.

## The Most Important Factor is You

Crown lift trucks are designed with safety top of mind, but a lift truck is only as safe as its operator. That's why we not only build safe lift trucks, but also to provide excellent, comprehensive training programs.



## Crown Refurbished Lift Trucks

Remanufactured and backed by an industry-leading warranty, Refurbished lift trucks provide guaranteed performance at a competitive price.

- Service and Safety Inspected
- Premium Refurbished



As a global leader in material handling, Crown has the responsibility and the opportunity to make a difference. We believe this difference starts with our sustainability promise, processes and products.

# Warehouse Solutions

At Crown, we can provide extra value in your material handling solutions. Let Crown take the time to design, plan and implement your customised solution, allowing you to remain focused on your business objectives.



**Lift Trucks for Every Application**



**Warehouse Solutions Products and Design**



**Fleet Management**



**Safety and Training**



**V-Force Batteries and Chargers**



**Integrity Parts**



**Rentals**



**Integrity Service**



**Crown Equipment Pty, Ltd.**  
**Australia**  
15 Cooper Street,  
Smithfield, NSW, 2164  
**Tel** 131 604  
crown.com

You can count on Crown to build lift trucks designed for safe operation, but that's only part of the safety equation. Crown encourages safe operating practices through ongoing operator training, safety-focused supervision, maintenance and a safe working environment. **Go to [crown.com](http://crown.com) and view our safety section to learn more.**

Because Crown is continually improving its products, specifications are subject to change without notice. Crown, the Crown logo, the color beige, the Momentum Mark, Access 1 2 3, MonoLift, MoveControl, Work Assist, On Demand Cooling, InfoLink, Integrity Service System, Encore, Integrity Parts System, Intrinsic Stability System, FlexRide, Wave, Work Assist Vehicle, OnTrac, Xpress Lower, X10, Crown Insite, QuickPick, V-Force, Integrity Parts and Service and the ecologic logo are trademarks of Crown Equipment Corporation.

Copyright 2020 Crown Equipment Corporation  
Printed in Australia. 1909.2620 SF19470