

CROWN

ESR 1200 SERIES



How Performance Gets Real

Up to
***21%**
more productivity
with Xpress Lower

Up to
20%
less energy consumption with
V-Force lithium-ion compared
to lead-acid

Up to
90%
reduction in damage
cost with the
InfoLink system

100%
compliance with
daily checklist procedure
with the InfoLink
system

Up to
40%
fleet downsizing
with InfoLink fleet
management

Up to
11%
energy savings with
regenerative braking
and lowering

*Controlled cycle comparison test

Work Smarter Faster at Height

XPRESS LOWER

Optional Xpress Lower technology doubles lowering speed to improve cycle time and increase productivity. The operator spends less time waiting for the load to lower and more time moving pallets. This can lead up to *21% more productivity with XpressLower.

Up to **36%** greater mast stability**

2x faster lowering speed with Xpress Lower

1200 kg residual capacity at 12 m lift height

*Controlled cycle comparison test

**based on the mast forward deformation, compared to previous mast design

Solid Hardware as Standard

The super duty mast on the ESR 1200 Series has been designed by Crown to offer one of the most stable lift platforms available. The solid steel construction resists flexing to reduce swaying even at high lift heights.

This offers many benefits including:

- ✓ Reduced loading and unloading times
- ✓ Higher throughput
- ✓ Improved operator confidence
- ✓ Added safety levels
- ✓ Low mast vibrations

Three different mast designs are available to ensure that each reach truck is equipped with the right mast for each application.



The new mast portfolio of ESR 1200 Series includes 3 mast designs:

- heavy duty
- super duty
- super duty +

The mast enables better visibility at height due to angled cross beam design. The settings of the reach truck's Gena operating system streamline acceleration, braking and smooth motion of reach function.

Automated Precision and Intuitive Control

The ESR 1200 Series stands out for its effective performance and ease of use. Built-in automation simplifies work tasks and reduces demands on the operator over a long shift without compromising performance.



The one-touch button provides simple yet precise operator control.

Optional Auto Height Select enables the forks to stop automatically at programmed rack heights using the one-touch button or on-screen selections. Precise, automated positioning helps prevent damage to products, racking and forklifts while simultaneously increasing throughput.



Easily programme up to 7 rack heights for 9 zones in your facility.

Capacity Limit Alerts



Grey – load is below capacity and lift height limit



Yellow – load is approaching the lift height limit



Red – load exceeds capacity or is above the lift height limit

The optional Capacity Data Monitor shows accurate load weights, lift heights and capacity limits at a glance. Colour-coded visuals alert the operator to stay within safe load limits.

Efficient System Longer Runtime



Up to
20%
less energy consumption
with Li-Ion compared
to Lead-Acid

Up to
11%
energy savings with
regenerative braking
and lowering

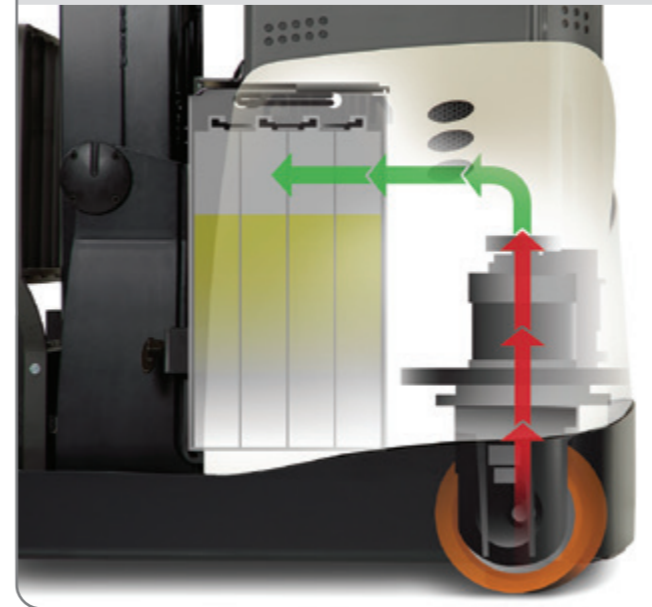
The ESR Series combines high productivity with outstanding energy efficiency.

This is possible due to the following:

- ✓ **Energy management** at the system level identifies more opportunities to reduce energy consumption.
- ✓ Features such as **e-GEN braking** and **regenerative lowering** convert kinetic energy into electric energy which is then fed back into the system.
- ✓ The **vertically integrated manufacturing strategy** allows Crown to design system components such as the in-house manufactured AC motors for the ESR Series, rather than relying on off-the-shelf parts that are designed for mainstream use.
- ✓ Sensors integrated throughout the reach truck collect **real-time data** on operating conditions, control input and system output. High-speed processors and proprietary algorithms adjust operating parameters for efficient performance.
- ✓ Using a **V-Force lithium-ion** battery to replace a lead acid battery in combination with **regenerative lowering** enables an **energy saving of 30%** (application with 1t load weight and 11.2m lift height).

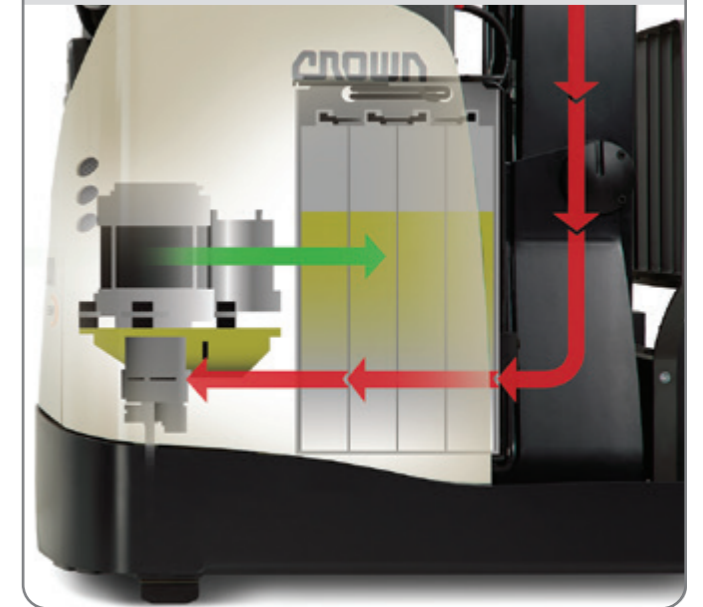
e-GEN Braking

Regenerative braking saves energy while improving brake performance and life. The high-torque traction motor provides smooth braking while returning energy to the system.



Energised Savings

Regenerative lowering, included with Xpress Lower, recaptures energy as the mast is lowered and returns it to the system for a significant runtime advantage.



Speed Reduction in Turns

Crown's intelligent system for speed reduction in turns recognises whether the operator is driving into or out of a curve, analysing steer tyre angle, driving direction and steering direction, and automatically adjusts speed and acceleration for safety and performance.



Get OnTrac

Crown's patented OnTrac Anti-Slip Traction Control reduces tyre spin during acceleration, plugging and braking. Crown's Gena operating system analyses lift truck speed, wheel revolutions and driver inputs to optimise tractive performance and increase tyre life. This proves particularly useful in wet, dusty or freezer applications.



Clear and Concise Help at Hand

Skilled operators know what to do at just the right time. On ESR Series reach trucks, operators can deliver higher levels of throughput. The Gena operating system optimises truck performance and makes vital information easy to see, understand and use. It's dynamic, personalised and all within reach on a 17.8 cm (7 inch) colour touchscreen.

Dashboard Widgets

- Auto Height Select
- Battery
- Capacity Data Monitor
- Clock
- Odometer

Cancel Save

25

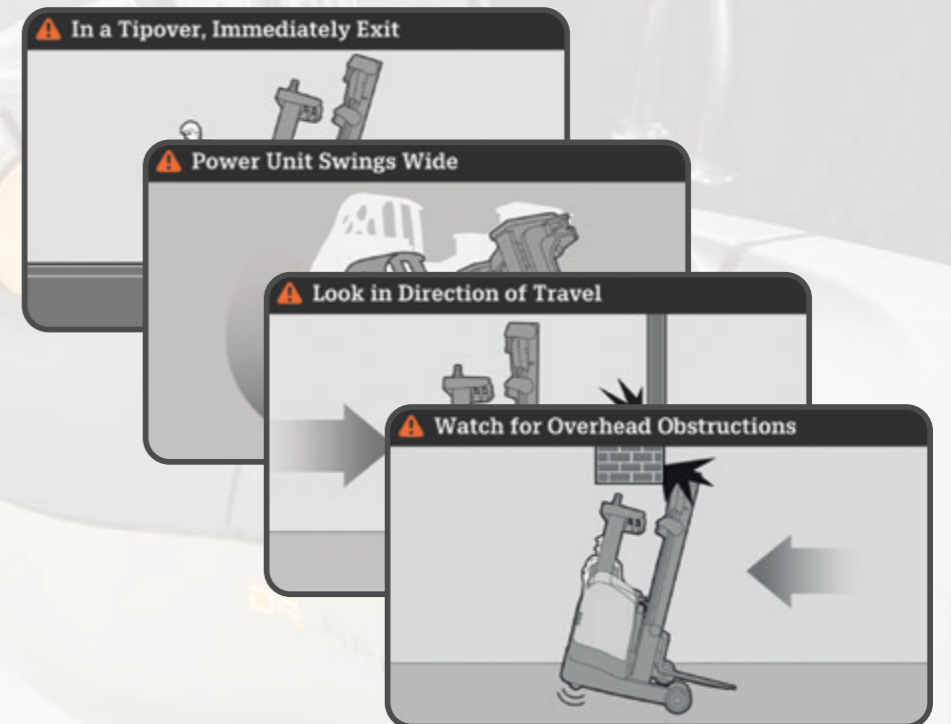
languages, so operators
can understand
each message

13+

widgets for truck functions
at a glance – simply swipe
to select favourites

Safety Reminders

The ESR Series regularly displays safety messages – illustrations and text – to reinforce operator training.



Make it Personal

Personalisation is how the ESR Series helps operators comfortably move with precision and confidence from one task to the next. Operators choose the optimal position for control, visibility and workflow. That's how you improve a skill set, with fluency that moves toward precision.

Control Options



Fingertip controls with moveable palmrest – distinct functions

Dual-lever controls – combined functions

Multi-task control handle – blended functions

The More You See...

The ESR Series' offset mast gives the operator a better view of the load wheel, fork and pallet.



Optional panoramic glass maximises visibility and provides a superior debris shield for productivity improvements.



Remote Display and Accessory Controls

Integrated into the armrest, the optional remote navigation knob provides a convenient alternative to the touchscreen. Accessories such as worklights and seat heater are controlled from auxiliary switches in the armrest control panel.



Up Close, All Clear



Fork or mast camera options facilitate load handling and positioning.

Smarter Fork Levelling

The optional Tilt Position Assist function compensates for mast and carriage deflection and automatically levels forks relative to the ground for more precise positioning.

Select **180° or 360°** steering to suit your operators



The right fit, personalised for both small and large operators – operators benefit from optimised control with adjustable settings for the seat, controls, armrest and display screen.

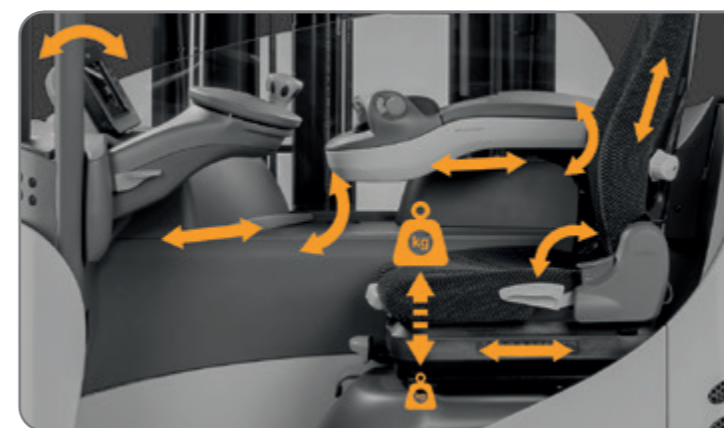


Crown's 360 Select feature provides the choice of 180 or 360 degree steer tyre rotation to match driving conditions or personal preference.

D4 ARMREST

The D4 Armrest provides operators the ability to achieve more:

- Adjustability** – a full range of available adjustments
- Ergonomic comfort** – a moveable palmrest and vibration dampening
- Unique design** – a fin shaped grip and navigation dial
- Adaptability** – puts up to 15 separate controls at the operator's fingertips



Adjustability All Around

Adjustability features of the ESR Series include suspension seat height/weight settings; forward/reverse seat adjustments; seat tilt and lumbar support; armrest height and horizontal adjustments; steering tiller height and horizontal adjustments; and display screen inclination.

Get Real Performance

Making things easier, more reliable and cost-effective – that's how Crown delivers real performance. Personalisation is the key, from taking care of the operator to meeting your organisation's needs. Feature by feature, from today and into the future, the ESR Series moves you closer to optimised performance.

Cold Store Cabin


Operators work comfortably at temperatures as low as -30°C in the ESR Series' climate-controlled cabin. Along with a rugged steel structure, it features durable sealing treatments for electrical connections and thermostatically controlled heaters for critical electrical components.



Floor Spotlights – available in blue or red colour or as floor linelights



Narrow Outriggers – loads up to 1000 mm wide will fit between the outriggers without increasing overall width of truck



5th Hydraulic Function – option to control attachments such as fork positioners with sideshift or clamps to meet specific application requirements



Selectable Performance Levels – five settings (three of them customisable) to meet operators' personal preferences

Some features are optional

Smarter, More Efficient and Reliable Reach Trucks

ESR 1220

Capacity

1.4 t, 1.6 t

Max. lift height

9175 mm

Mast Types

Tilting Mast: TL and TT masts
Tilting Fork Carriage: heavy duty

Battery

Lithium-Ion: 296-518 Ah
Lead acid: 280-775 Ah

Overall width

1120 mm

ESR 1240

Capacity

1.4 t, 1.6 t, 2.0 t

Max. lift height

14205 mm

Mast Types

Tilting Mast: TL and TT masts
Tilting Fork Carriage: heavy duty, super duty, super duty +

Battery

Lithium-Ion: 296-666 Ah
Lead acid: 420-930 Ah

Overall width

1285 mm

ESR 1260

Capacity

1.4 t, 1.6 t, 2.0 t

Max. lift height

14205 mm

Mast Types

Tilting Fork Carriage: heavy duty, super duty, super duty +

Battery

Lithium-Ion: 296-666 Ah
Lead acid: 420-930 Ah

Overall width

1285 mm



ESR 1220

Available in 1.4 tonne and 1.6 tonne capacity, this narrow chassis model is ideal for confined spaces, block stacking applications and rack aisles only 2.5 metres wide.



ESR 1240

Available in 1.4, 1.6 or 2.0 tonne capacity, this standard width model is a value-packed solution that doesn't compromise on durability or operator comfort.



ESR 1260

Available in 1.4, 1.6 or 2.0 tonne capacity, this truck is designed for more productivity and throughput in demanding high-bay applications, due to greater lifting and lowering speeds at height.

Smarter Technology Longer Uptime

Reach Trucks are major investments in your operation's productivity. Optimised uptime and performance are critical. That's why Crown offers a combination of advanced technology, robust construction, and efficient energy solutions to deliver the serviceability and reliability required for success.

Service Simplicity

Easy-to-adjust settings or return-to-factory defaults save time for technicians.

Analyser allows technicians to select individual system components and view all associated inputs and outputs.

Step-by-step calibration instructions with visuals improve technicians' efficiency and consistency.

Easy-access covers, panels and skirt doors can be quickly removed or opened for inspection and service.

Separated electronics and hydraulic systems keep oil and heat away from electronics for improved long-term reliability.

Wireless software downloads keep lift trucks updated without technician intervention.



V-Force Lithium-Ion

Lithium-ion technology is revolutionising the electric forklift industry by delivering game-changing advantages.



Steel Where It Counts

Crown's ESR Series features a heavy-duty steel frame and steel covers, combining a rock-solid foundation with robust component protection for a longer lifespan.



Power Up from a Single Source

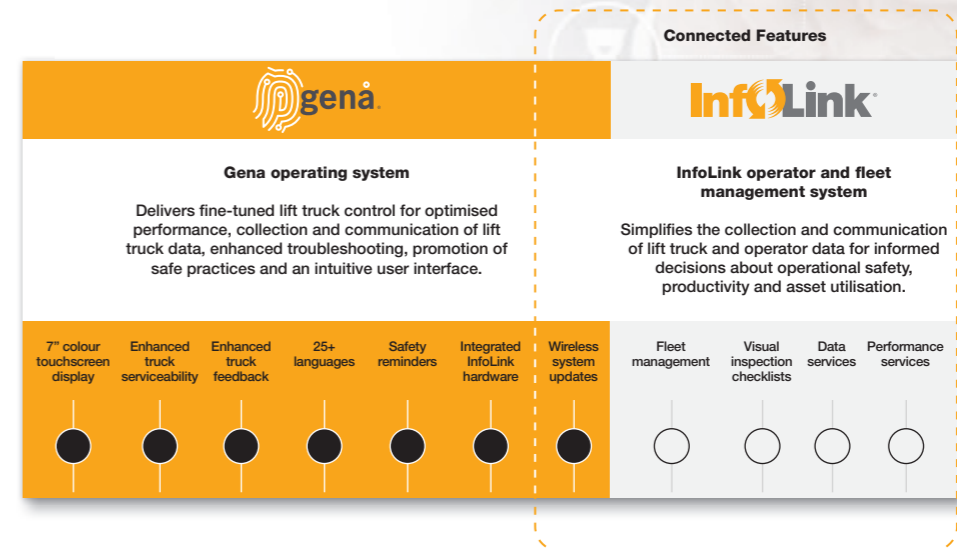
From our expertise in power management to our complete line of V-Force energy solutions, Crown provides everything you need to power your forklift fleet. That adds up to more value for your business.

- ✓ Onsite evaluations
- ✓ Integrated solutions
- ✓ Batteries, chargers and accessories
- ✓ Fleet and battery management
- ✓ Complete support

Connected to Achieve More

Connected Solutions provide real time, actionable data to stakeholders charged with achieving and maintaining gains in productivity, safety and utilisation.

Thanks to the Gena operating system, the ESR 1200 Series comes with connected features as standard, plus options for additional features through Crown's InfoLink operator and fleet management system.



Simplified InfoLink Integration

Crown's InfoLink operator and fleet management system provides insightful data that can improve many aspects of lift truck usage, operator activity and operational effectiveness. This includes safety, service and compliance information that integrates with the Gena operating system to deliver enhanced safety features including:

- ✓ Visual inspection checklist
- ✓ Impact detection
- ✓ Equipment lockout
- ✓ Dynamic Coaching



ecologic

Clean Environment. Smart Business.

Printed on elemental chlorine free and sustainably forested paper.

CROWN

You can count on Crown to build lift trucks designed for safe operation, but that's only part of the safety equation. Crown encourages safe operating practices through ongoing operator training, safety focused supervision, maintenance and a safe working environment. **Go to crown.com and view our safety section to learn more.**

Crown Gabelstapler GmbH & Co. KG

Philipp-Hauck-Str. 12
85622 Feldkirchen, Germany

Tel +49(0)89-93002-0

Fax +49(0)89-93002-133

crown.com

Because Crown is continually improving its products, specifications are subject to change without notice.

Crown, the Crown logo, the colour beige, the Momentum Mark, Gena, Xpress Lower, InfoLink, e-GEN, V-Force, OnTrac, 360 Select, Dynamic Coaching, and the ecologic logo are trademarks of Crown Equipment Corporation in the USA and other countries.

Copyright 2023 Crown Equipment Corporation
ESR 1200 BROCH GB 08/23, 10 – M01120-006-00
Printed in Germany